



Legend Alignment

- Cut & Cover
- Incline
- Retained Cut
- Surface
- Tunnel
- Viaduct
- Station Locations

Networks

- Virgin Media
- BT Service



P02	24/5/22	Final Issue	GW	RH	RH	NC
Rev.	Date	Purpose of revision	Drawn	Check'd	Rev'd	Appr'd



Drawing Title
**Figure 22.4 Telecommunication
Network Utilities
Sheet 1 of 30**

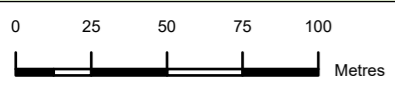
Drawing Status: **FINAL**

Scale @ A3: 1:2,500 **DO NOT SCALE**

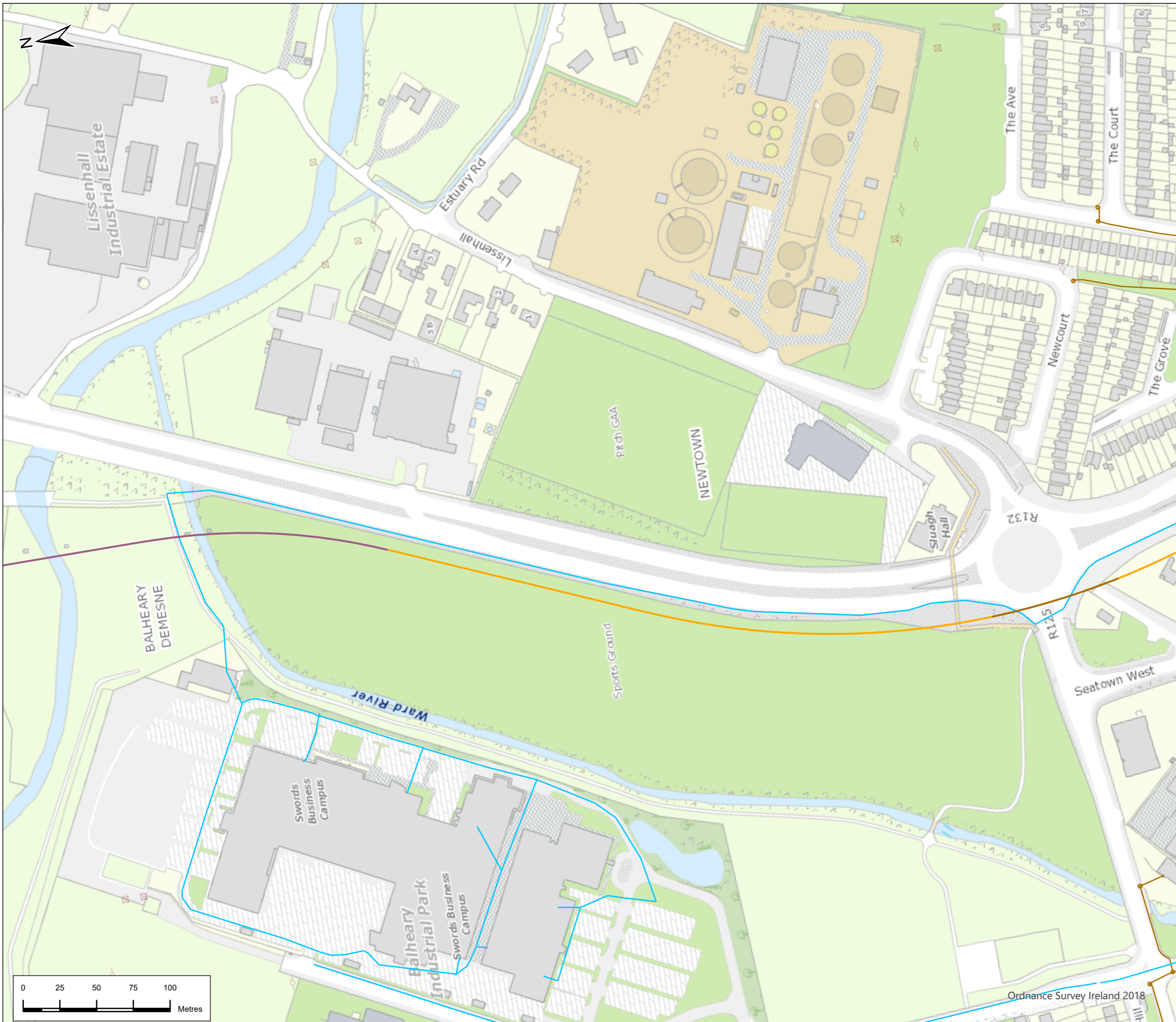
JACOBS No. 32108600

Drawing No. ML1-JAI-EIA-ROUT_XX-DR-Y-22095 Rev P02

This drawing is not to be used in whole or in part other than for the intended purpose and project as defined on this drawing. Refer to the contract for full terms and conditions.



Ordnance Survey Ireland 2018



Legend

- Alignment**
- Cut & Cover
 - Incline
 - Retained Cut
 - Surface
 - Tunnel
 - Viaduct
 - Station Locations

Networks

- Virgin Media
- BT Service



P02	24/5/22	Final Issue	GW	RH	RH	NC
Rev.	Date	Purpose of revision	Drawn	Check'd	Rev'd	Appr'd

**JACOBS
IDOM**

Client
TII
Bonneagar Iompair Éireann
Transport Infrastructure Ireland

Project
METROLINK

Drawing Title
Figure 22.4 Telecommunication
Network Utilities
Sheet 2 of 30

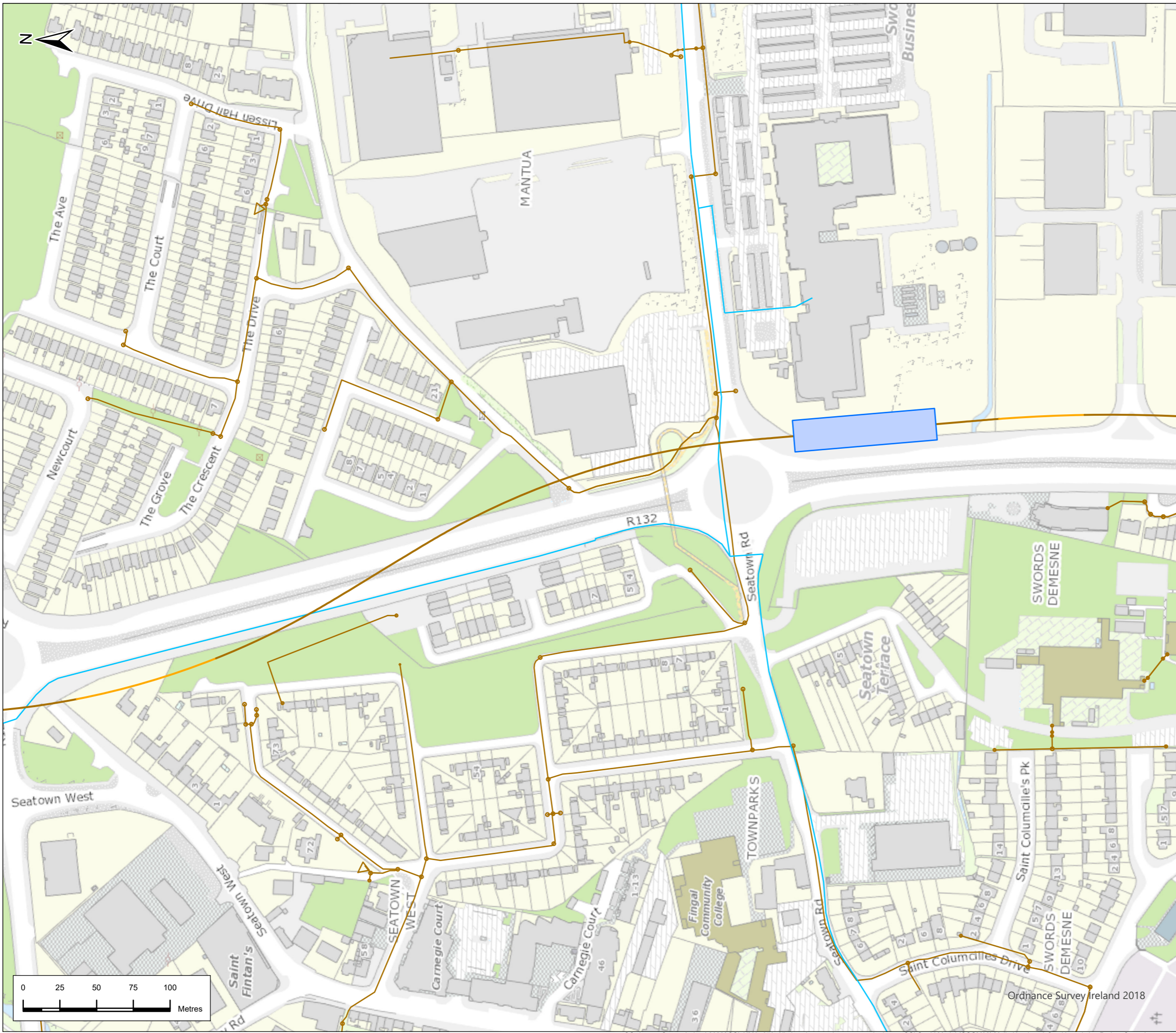
Drawing Status
FINAL

Scale @ A3
1:2,500 DO NOT SCALE

Jacobs No.
32108600

Client No.
ML1-JAI-EIA-ROUT_XX-DR-Y-22096

Drawing No.
Rev
P02



Legend

- Alignment**
- Cut & Cover
 - Incline
 - Retained Cut
 - Surface
 - Tunnel
 - Viaduct
 - Station Locations

Networks

- Virgin Media
- BT Service



P02	24/5/22	Final Issue	GW	RH	RH	NC
Rev.	Date	Purpose of revision	Drawn	Check'd	Rev'd	App'd

**JACOBS
IDOM**

Client

TII
Bonnegar Iompair Éireann
Transport Infrastructure Ireland

Project

METROLINK

Drawing Title

Figure 22.4 Telecommunication Network Utilities
Sheet 3 of 30

Drawing Status

FINAL

Scale @ A3: 1:2,500 DO NOT SCALE

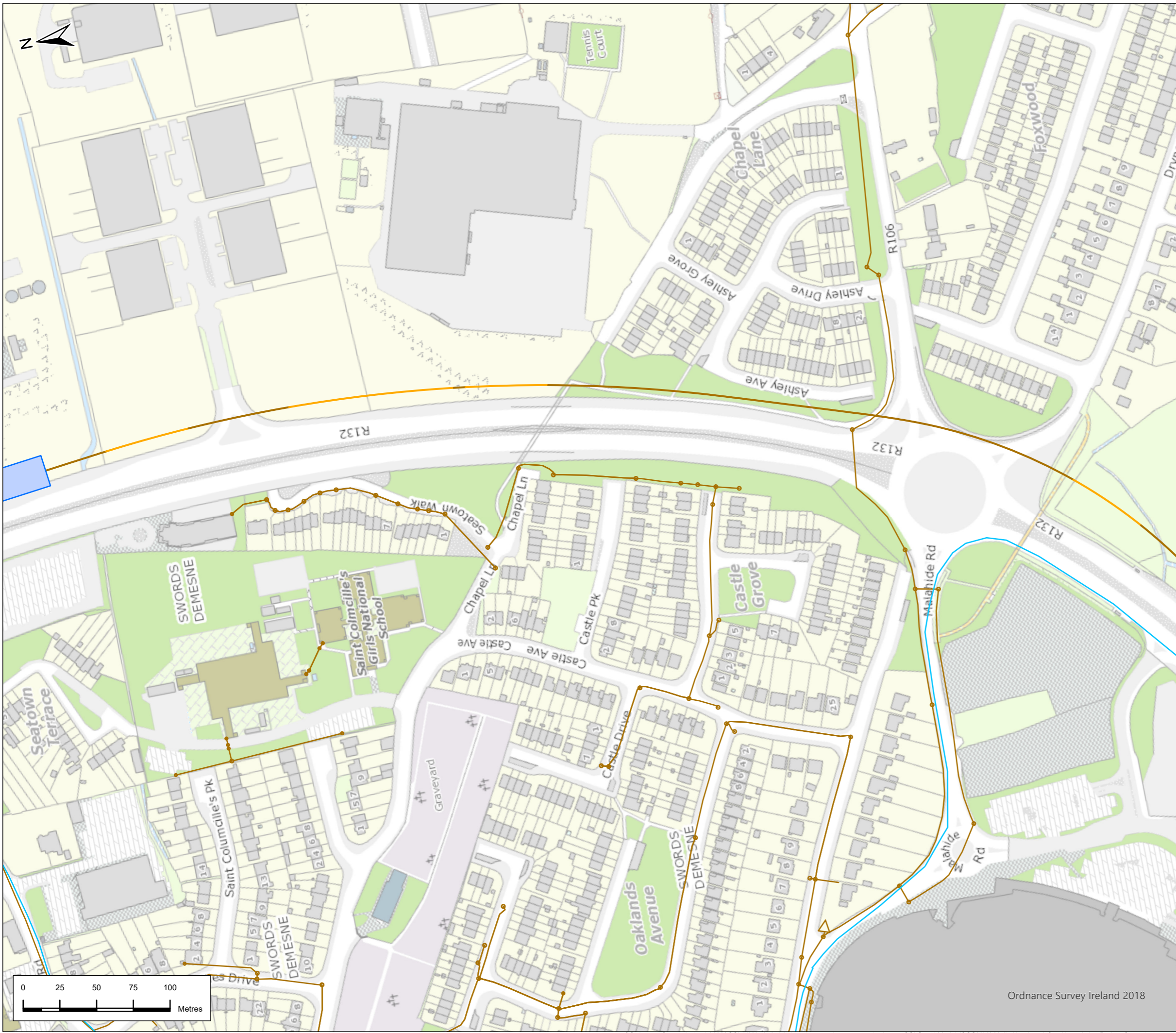
Jacobs No. 32108600

Client No.

Drawing No. ML1-JAI-EIA-ROUT_XX-DR-Y-22097








Rev P02

This drawing is not to be used in whole or in part other than for the intended purpose and project as defined on this drawing. Refer to the contract for full terms and conditions.





Legend

Alignment

-  Cut & Cover
-  Incline
-  Retained Cut
-  Surface
-  Tunnel
-  Viaduct
-  Station Locations

Networks

-  Virgin Media
-  BT Service



P02	24/5/22	Final Issue	GW	RH	RH	NC
Rev.	Date	Purpose of revision	Drawn	Check'd	Rev'd	App'd

JACOBS
IDOM

Client

TII
Bonnegair Iompair Éireann
Transport Infrastructure Ireland

Project

METROLINK

Drawing Title

Figure 22.4 Telecommunication
Network Utilities
Sheet 4 of 30

Drawing Status

FINAL

Scale @ A3

1:2,500	DO NOT SCALE
---------	--------------

JACOBS No.

32108600

Client No.

[Blank]

Drawing No.

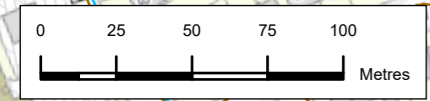
ML1-JAI-EIA-ROUT_XX-DR-Y-22098

Rev
P02

This drawing is not to be used in whole or in part other than for the intended purpose and project as defined on this drawing. Refer to the contract for full terms and conditions.

© National Roads Authority (NRA) 1994-2022. This drawing is confidential and the copyright in it is owned by NRA. This drawing must not be either loaned, copied or otherwise reproduced in whole or in part or used for any purpose without the prior permission of NRA. Transport Infrastructure Ireland (TII) is an operational name of the National Roads Authority.

© Ordnance Survey Ireland 2022/ OSI, NMA, 273. All elevations are in metres and relate to OSI Geoid Model (OSGM02) Malin Head as defined by existing Project Control. All Co-ordinates are in Irish Transverse Mercator Grid (ITM) as defined by OSI active GPS station Tallaght College (TLLG).



Ordnance Survey Ireland 2018



Legend

- Alignment**
- Cut & Cover
 - Incline
 - Retained Cut
 - Surface
 - Tunnel
 - Viaduct
 - Station Locations
- Networks**
- Virgin Media
 - BT Service



P02	24/5/22	Final Issue	GW	RH	RH	NC
Rev.	Date	Purpose of revision	Drawn	Check'd	Rev'd	App'd

**JACOBS
IDOM**

Client
TII
Bonnéagar Iompair Éireann
Transport Infrastructure Ireland

Project
METROLINK

Drawing Title
**Figure 22.4 Telecommunication
Network Utilities
Sheet 5 of 30**

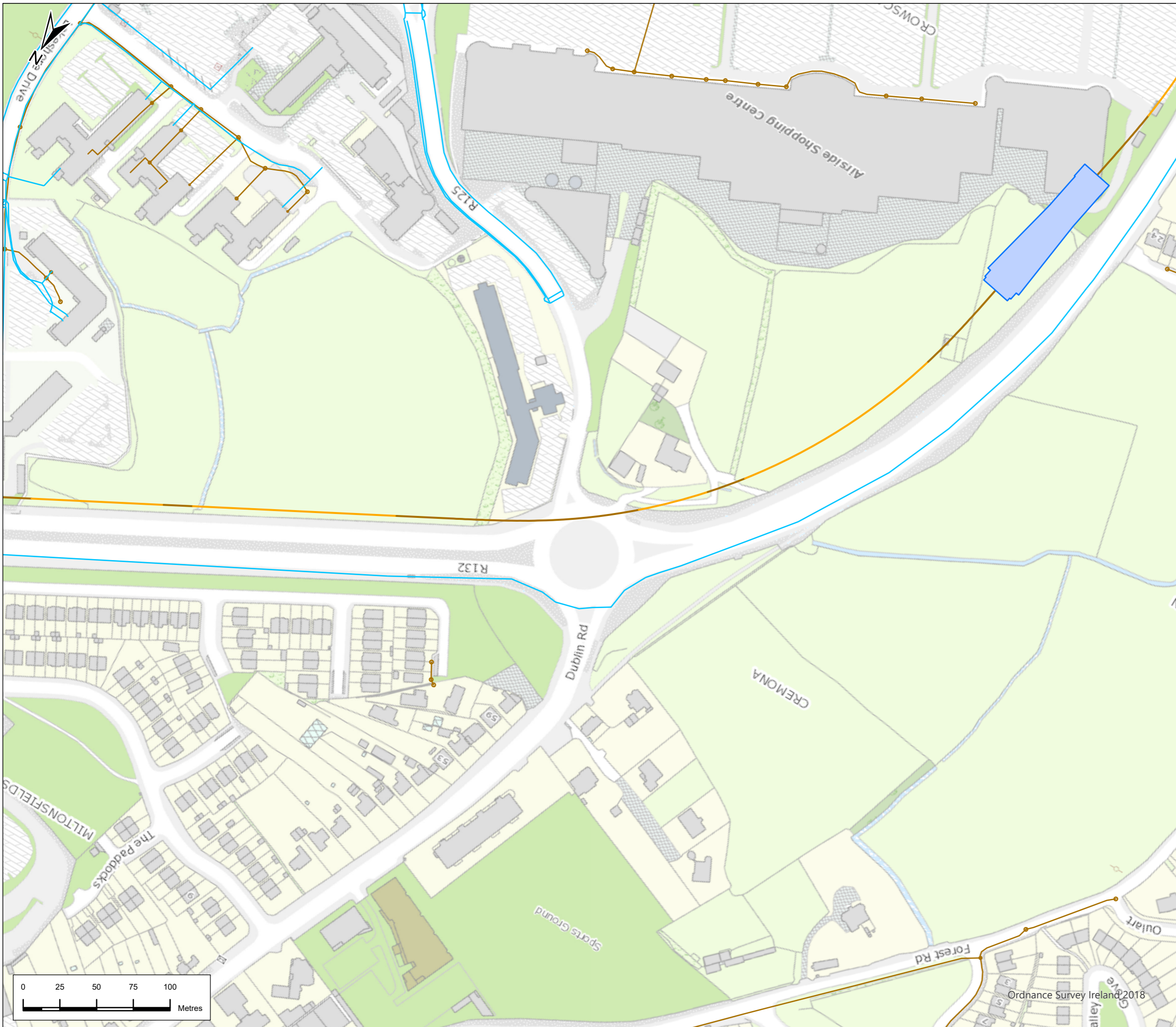
Drawing Status
FINAL

Scale @ A3: 1:2,500 DO NOT SCALE

Jacobs No.: 32108600

Client No.:
Drawing No.: **ML1-JAI-EIA-ROUT_XX-DR-Y-22099** Rev **P02**

This drawing is not to be used in whole or in part other than for the intended purpose and project as defined on this drawing. Refer to the contract for full terms and conditions.

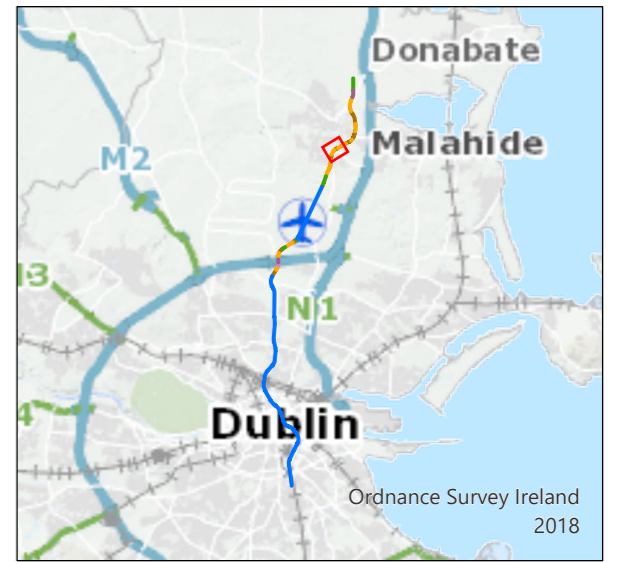


Legend

- Alignment**
- Cut & Cover
 - Incline
 - Retained Cut
 - Surface
 - Tunnel
 - Viaduct
 - Station Locations

Networks

- Virgin Media
- BT Service



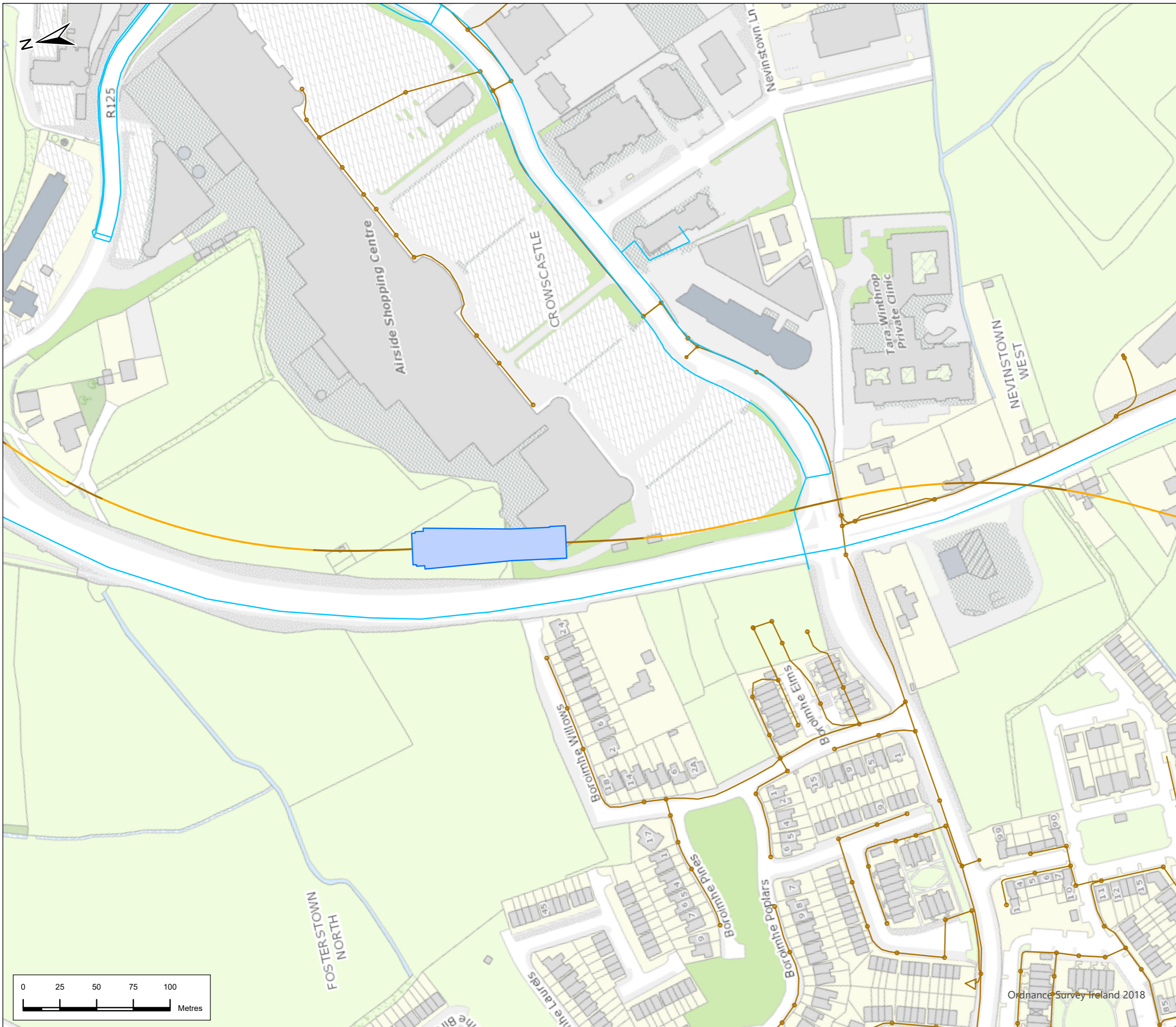
P02	24/5/22	Final Issue	GW	RH	RH	NC
Rev.	Date	Purpose of revision	Drawn	Check'd	Rev'd	Appr'd



Drawing Title
Figure 22.4 Telecommunication Network Utilities
 Sheet 6 of 30

Drawing Status	FINAL	
Scale @ A3	1:2,500	DO NOT SCALE
JACOBS No.	32108600	
Client No.		
Drawing No.	ML1-JAI-EIA-ROUT_XX-DR-Y-22100	Rev P02

This drawing is not to be used in whole or in part other than for the intended purpose and project as defined on this drawing. Refer to the contract for full terms and conditions.



Legend

- Alignment**
- Cut & Cover
 - Incline
 - Retained Cut
 - Surface
 - Tunnel
 - Viaduct
 - Station Locations

Networks

- Virgin Media
- BT Service



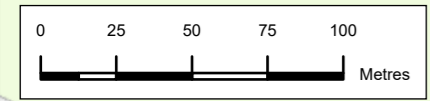
P02	24/5/22	Final Issue	GW	RH	RH	NC
Rev.	Date	Purpose of revision	Drawn	Check'd	Rev'd	Appr'd

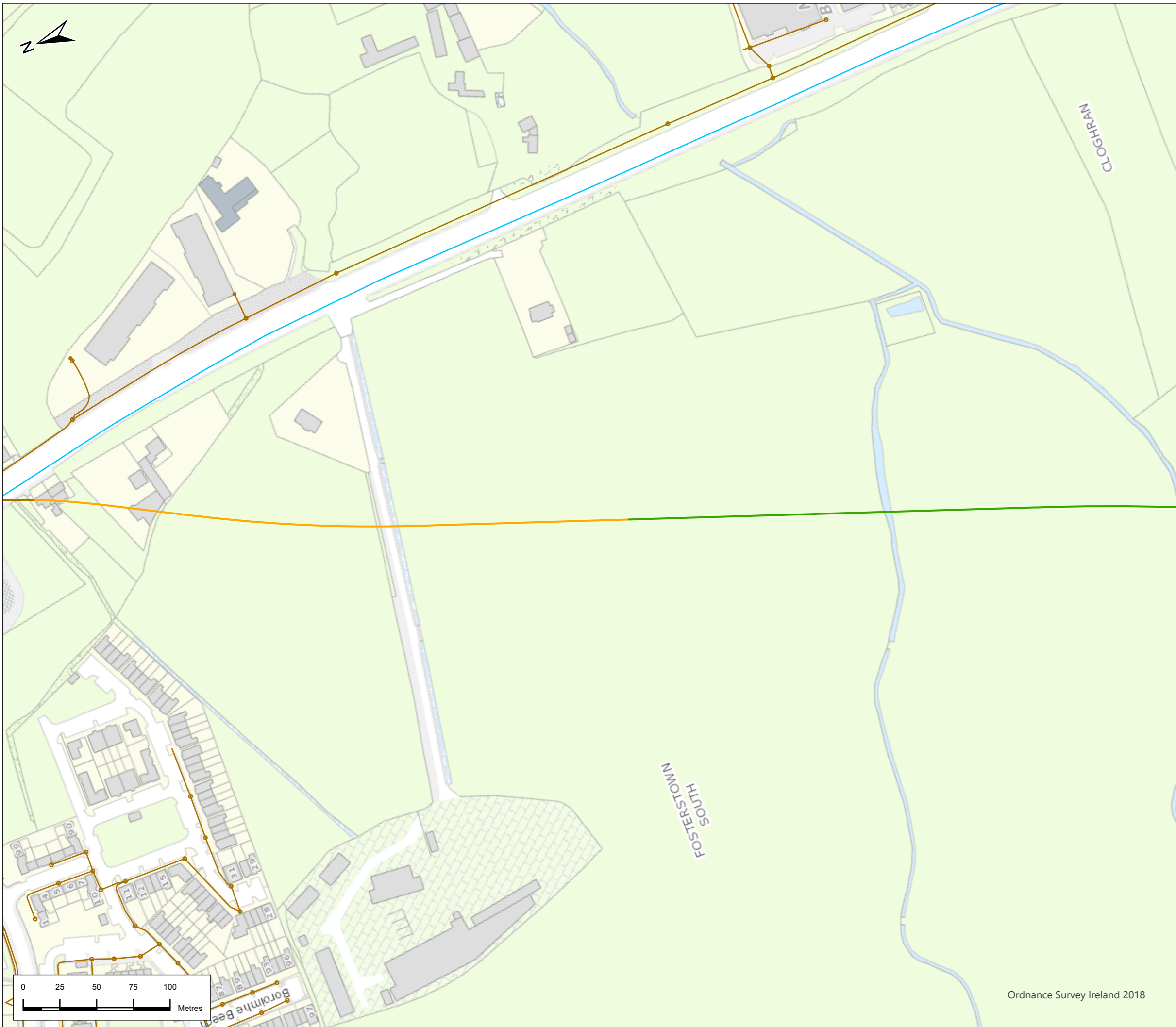


Drawing Title
Figure 22.4 Telecommunication Network Utilities
 Sheet 7 of 30

Drawing Status	FINAL	
Scale @ A3	1:2,500	DO NOT SCALE
Jacobs No.	32108600	
Client No.		
Drawing No.	ML1-JAI-EIA-ROUT_XX-DR-Y-22101	Rev P02

This drawing is not to be used in whole or in part other than for the intended purpose and project as defined on this drawing. Refer to the contract for full terms and conditions.



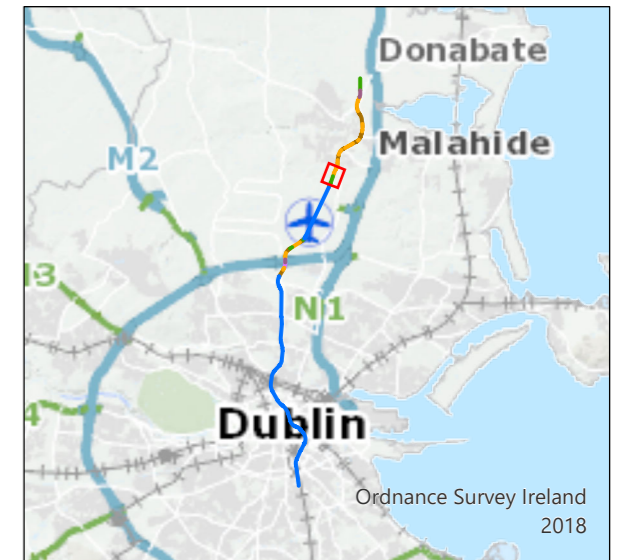


Legend Alignment

- Cut & Cover
- Incline
- Retained Cut
- Surface
- Tunnel
- Viaduct
- Station Locations

Networks

- Virgin Media
- BT Service



P02	24/5/22	Final Issue	GW	RH	RH	NC
Rev.	Date	Purpose of revision	Drawn	Check'd	Rev'd	Appr'd

JACOBS
IDOM

Client

 Bonnagar Iompair Éireann
 Transport Infrastructure Ireland

Project
METROLINK

Drawing Title
 Figure 22.4 Telecommunication Network Utilities
 Sheet 8 of 30

Drawing Status
FINAL

Scale @ A3
 1:2,500 DO NOT SCALE

Jacobs No.
 32108600

Client No.

Drawing No.
 ML1-JAI-EIA-ROUT_XX-DR-Y-22102 Rev
P02

This drawing is not to be used in whole or in part other than for the intended purpose and project as defined on this drawing. Refer to the contract for full terms and conditions.



Legend

- Alignment**
- Cut & Cover
 - Incline
 - Retained Cut
 - Surface
 - Tunnel
 - Viaduct
 - Station Locations

Networks

- Virgin Media
- BT Service

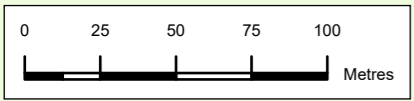


P02	24/5/22	Final Issue	GW	RH	RH	NC
Rev.	Date	Purpose of revision	Drawn	Check'd	Rev'd	Appr'd



Drawing Title
Figure 22.4 Telecommunication Network Utilities
 Sheet 9 of 30

Drawing Status	FINAL		
Scale @ A3	1:2,500	DO NOT SCALE	
Jacobs No.	32108600		
Client No.			
Drawing No.	ML1-JAI-EIA-ROUT_XX-DR-Y-22103	Rev	P02



Ordnance Survey Ireland 2018



Legend

- Alignment**
- Cut & Cover
 - Incline
 - Retained Cut
 - Surface
 - Tunnel
 - Viaduct
 - Station Locations
- Networks**
- Virgin Media
 - BT Service



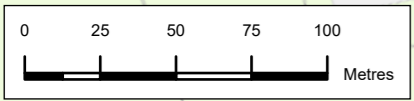
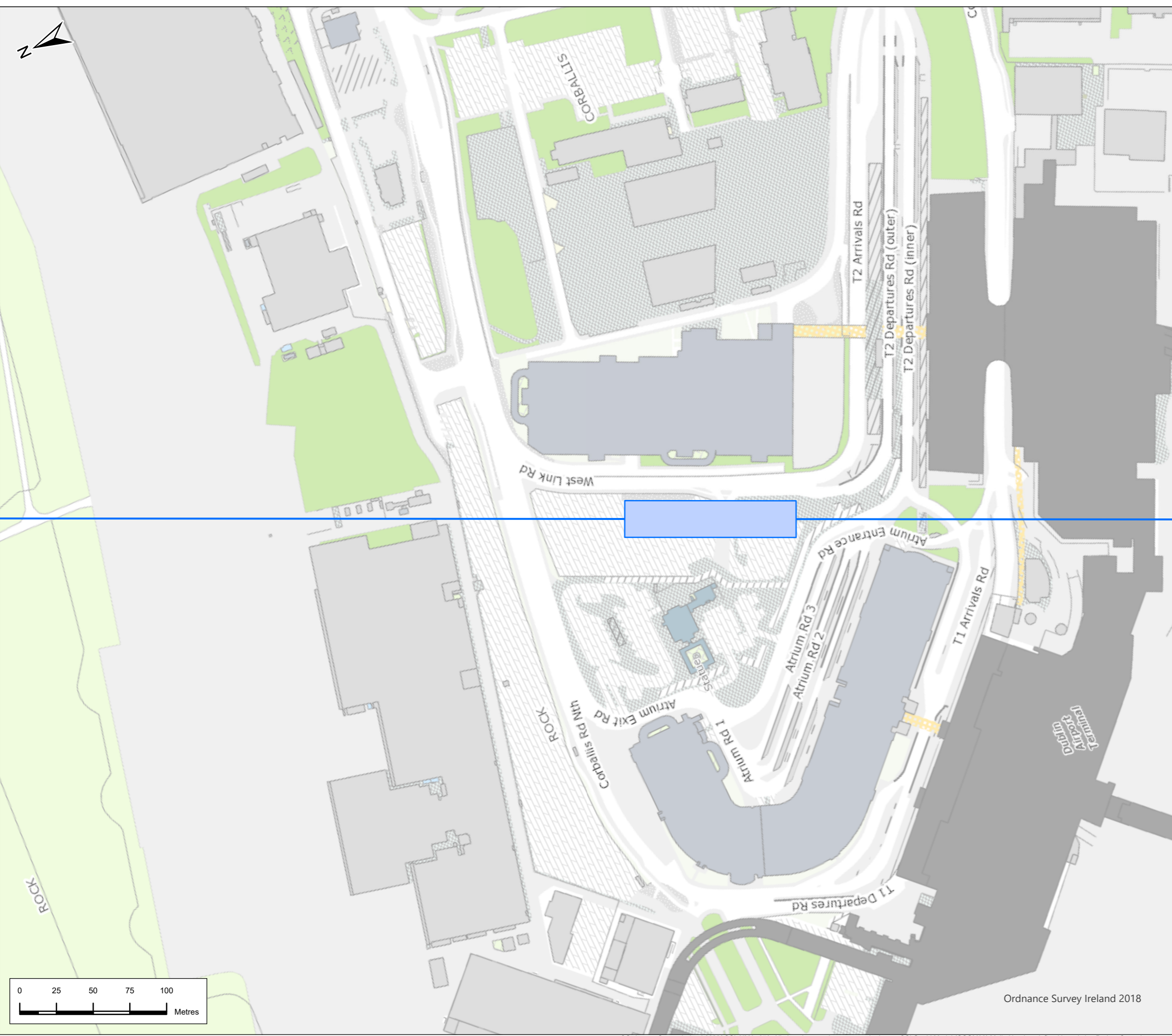
P02	24/5/22	Final Issue	GW	RH	RH	NC
Rev.	Date	Purpose of revision	Drawn	Check'd	Rev'd	App'd



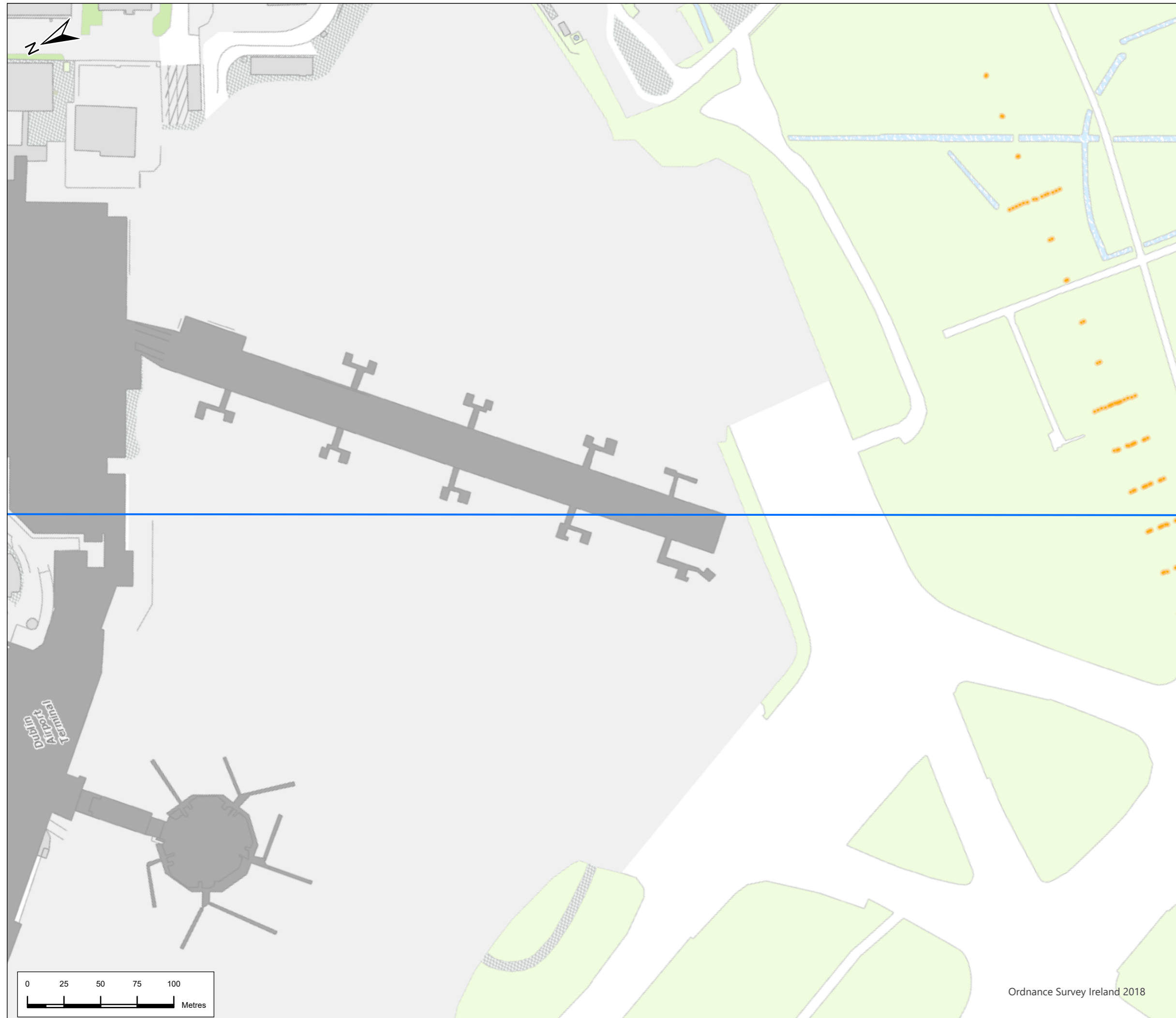
Drawing Title
Figure 22.4 Telecommunication Network Utilities
 Sheet 10 of 30

Drawing Status	FINAL	
Scale @ A3	1:2,500	DO NOT SCALE
Jacobs No.	32108600	
Client No.		
Drawing No.	ML1-JAI-EIA-ROUT_XX-DR-Y-22104	Rev P02

This drawing is not to be used in whole or in part other than for the intended purpose and project as defined on this drawing. Refer to the contract for full terms and conditions.



Ordnance Survey Ireland 2018

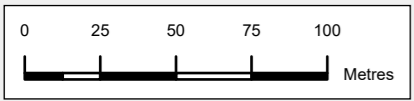


Legend Alignment

- Cut & Cover
- Incline
- Retained Cut
- Surface
- Tunnel
- Viaduct
- Station Locations

Networks

- Virgin Media
- BT Service



Ordnance Survey Ireland 2018

P02	24/5/22	Final Issue	GW	RH	RH	NC
Rev.	Date	Purpose of revision	Drawn	Check'd	Rev'd	Appr'd



Drawing Title
Figure 22.4 Telecommunication Network Utilities
 Sheet 11 of 30

Drawing Status
FINAL

Scale @ A3
 1:2,500 DO NOT SCALE

JACOBS No. 32108600

Client No.

Drawing No. ML1-JAI-EIA-ROUT_XX-DR-Y-22105 Rev P02

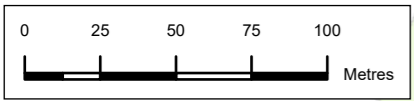
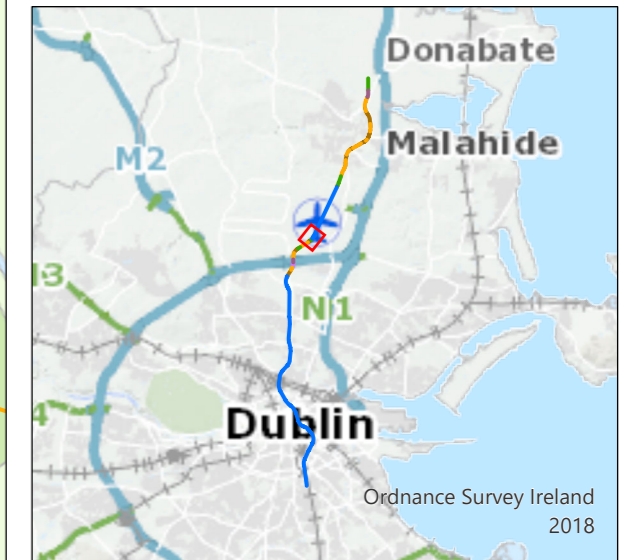


Legend Alignment

- Cut & Cover
- Incline
- Retained Cut
- Surface
- Tunnel
- Viaduct
- Station Locations

Networks

- Virgin Media
- BT Service



P02	24/5/22	Final Issue	GW	RH	RH	NC
Rev.	Date	Purpose of revision	Drawn	Check'd	Rev'd	Appr'd

**JACOBS
IDOM**

Client

 Bonneagar Iompair Éireann
 Transport Infrastructure Ireland

Project
METROLINK

Drawing Title
 Figure 22.4 Telecommunication
 Network Utilities
 Sheet 12 of 30

Drawing Status
FINAL

Scale @ A3
 1:2,500
 DO NOT SCALE

JACOBS No. 32108600
 Client No.
 Drawing No. ML1-JAI-EIA-ROUT_XX-DR-Y-22106
 Rev P02

Ordnance Survey Ireland 2018

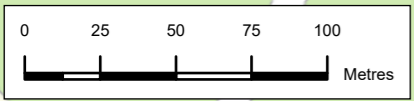


Legend

- Alignment**
- Cut & Cover
 - Incline
 - Retained Cut
 - Surface
 - Tunnel
 - Viaduct
 - Station Locations

Networks

- Virgin Media
- BT Service



P02	24/5/22	Final Issue	GW	RH	RH	NC
Rev.	Date	Purpose of revision	Drawn	Check'd	Rev'd	Appr'd



Drawing Title
Figure 22.4 Telecommunication Network Utilities
 Sheet 13 of 30

Drawing Status
FINAL

Scale @ A3
 1:2,500 DO NOT SCALE

JACOBS No. 32108600

Client No.

Drawing No. **ML1-JAI-EIA-ROUT_XX-DR-Y-22107** Rev **P02**

This drawing is not to be used in whole or in part other than for the intended purpose and project as defined on this drawing. Refer to the contract for full terms and conditions.

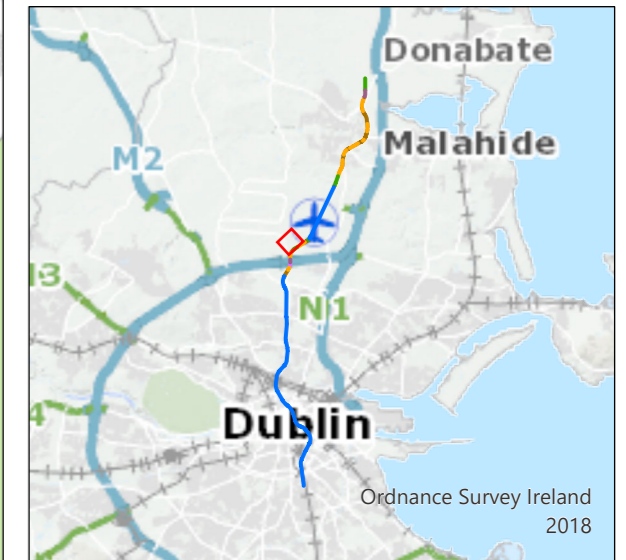


Legend Alignment

- Cut & Cover
- Incline
- Retained Cut
- Surface
- Tunnel
- Viaduct
- Station Locations

Networks

- Virgin Media
- BT Service



P02	24/5/22	Final Issue	GW	RH	RH	NC
Rev.	Date	Purpose of revision	Drawn	Check'd	Rev'd	Appr'd

JACOBS
IDOM

Client

 Bonnheagar Iompair Éireann
 Transport Infrastructure Ireland

Project
METROLINK

Drawing Title
 Figure 22.4 Telecommunication
 Network Utilities
 Sheet 14 of 30

Drawing Status
FINAL

Scale @ A3
 1:2,500 DO NOT SCALE

Jacobs No.
 32108600

Client No.

Drawing No.
 ML1-JAI-EIA-ROUT_XX-DR-Y-22108 Rev
P02

This drawing is not to be used in whole or in part other than for the intended purpose and project as defined on this drawing. Refer to the contract for full terms and conditions.



Legend

- Alignment**
- Cut & Cover
 - Incline
 - Retained Cut
 - Surface
 - Tunnel
 - Viaduct
 - Station Locations
- Networks**
- Virgin Media
 - BT Service



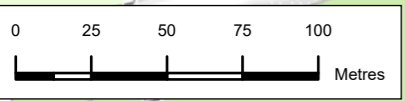
Rev.	Date	Purpose of revision	GW	RH	RH	NC
P02	24/5/22	Final Issue				

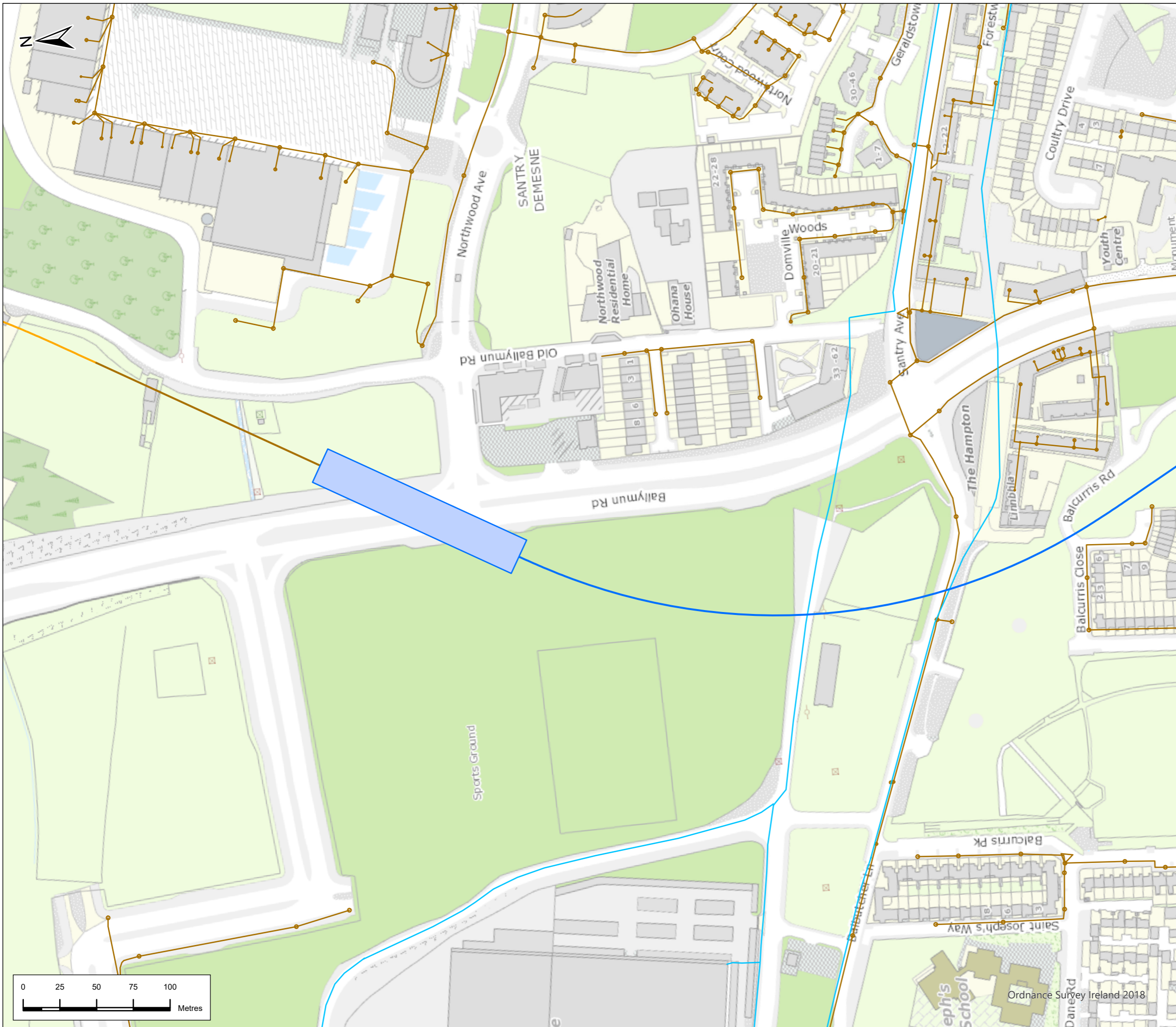


Drawing Title: **Figure 22.4 Telecommunication Network Utilities Sheet 15 of 30**

Drawing Status	FINAL		
Scale @ A3	1:2,500	DO NOT SCALE	
JACOBS No.	32108600		
Client No.			
Drawing No.	ML1-JAI-EIA-ROUT_XX-DR-Y-22109	Rev	P02

This drawing is not to be used in whole or in part other than for the intended purpose and project as defined on this drawing. Refer to the contract for full terms and conditions.



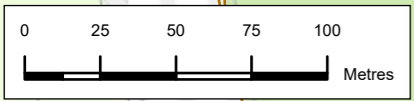


Legend

- Alignment**
- Cut & Cover
 - Incline
 - Retained Cut
 - Surface
 - Tunnel
 - Viaduct
 - Station Locations

Networks

- Virgin Media
- BT Service



P02	24/5/22	Final Issue	GW	RH	RH	NC
Rev.	Date	Purpose of revision	Drawn	Check'd	Rev'd	Appr'd

**JACOBS
IDOM**

Client

TII
Bonnéagar Iompair Éireann
Transport Infrastructure Ireland

Project

METROLINK

Drawing Title

Figure 22.4 Telecommunication
Network Utilities
Sheet 16 of 30

Drawing Status

FINAL

Scale @ A3

1:2,500

DO NOT SCALE

Jacobs No.

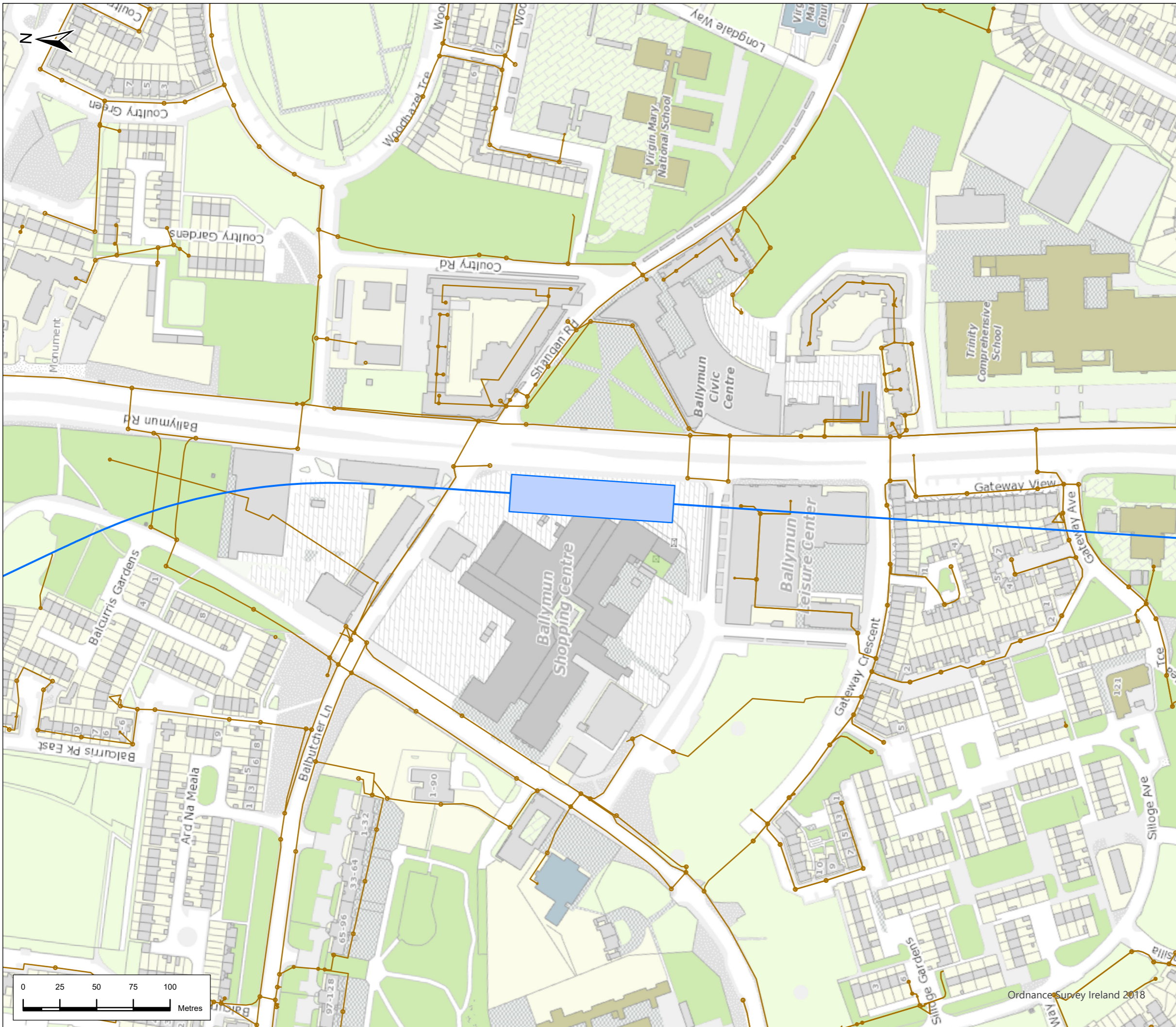
32108600

Client No.

Drawing No.

ML1-JAI-EIA-ROUT_XX-DR-Y-22110

Rev
P02



Legend

- Alignment**
- Cut & Cover
 - Incline
 - Retained Cut
 - Surface
 - Tunnel
 - Viaduct
 - Station Locations

Networks

- Virgin Media
- BT Service



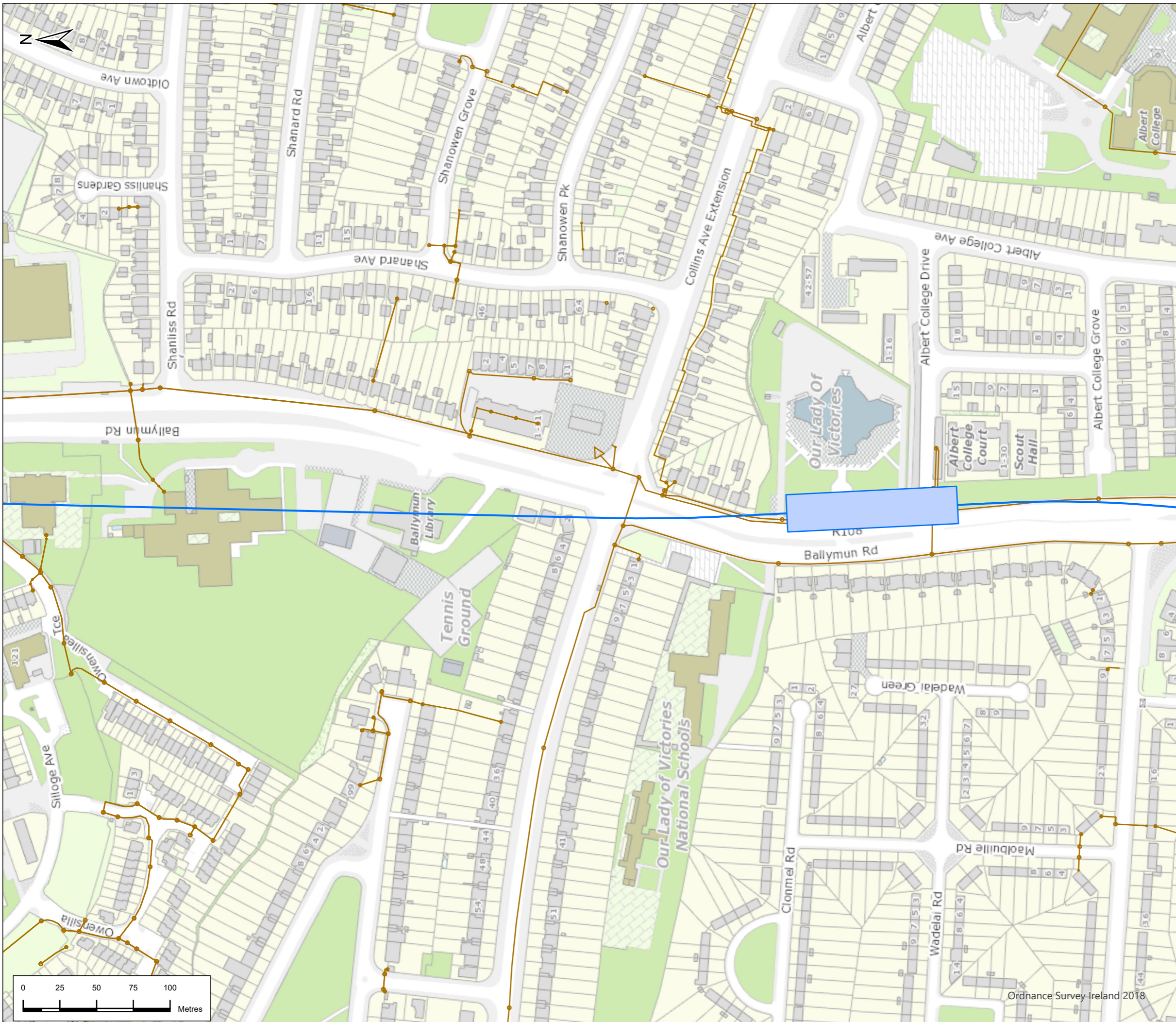
P02	24/5/22	Final Issue	GW	RH	RH	NC
Rev.	Date	Purpose of revision	Drawn	Check'd	Rev'd	App'd



Drawing Title
 Figure 22.4 Telecommunication Network Utilities
 Sheet 17 of 30

Drawing Status	FINAL	
Scale @ A3	1:2,500	DO NOT SCALE
Jacobs No.	32108600	
Client No.		
Drawing No.	ML1-JAI-EIA-ROUT_XX-DR-Y-22111	Rev P02

This drawing is not to be used in whole or in part other than for the intended purpose and project as defined in this drawing. Refer to the contract for full terms and conditions.

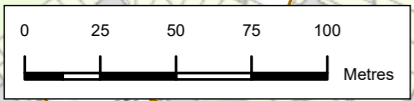


Legend

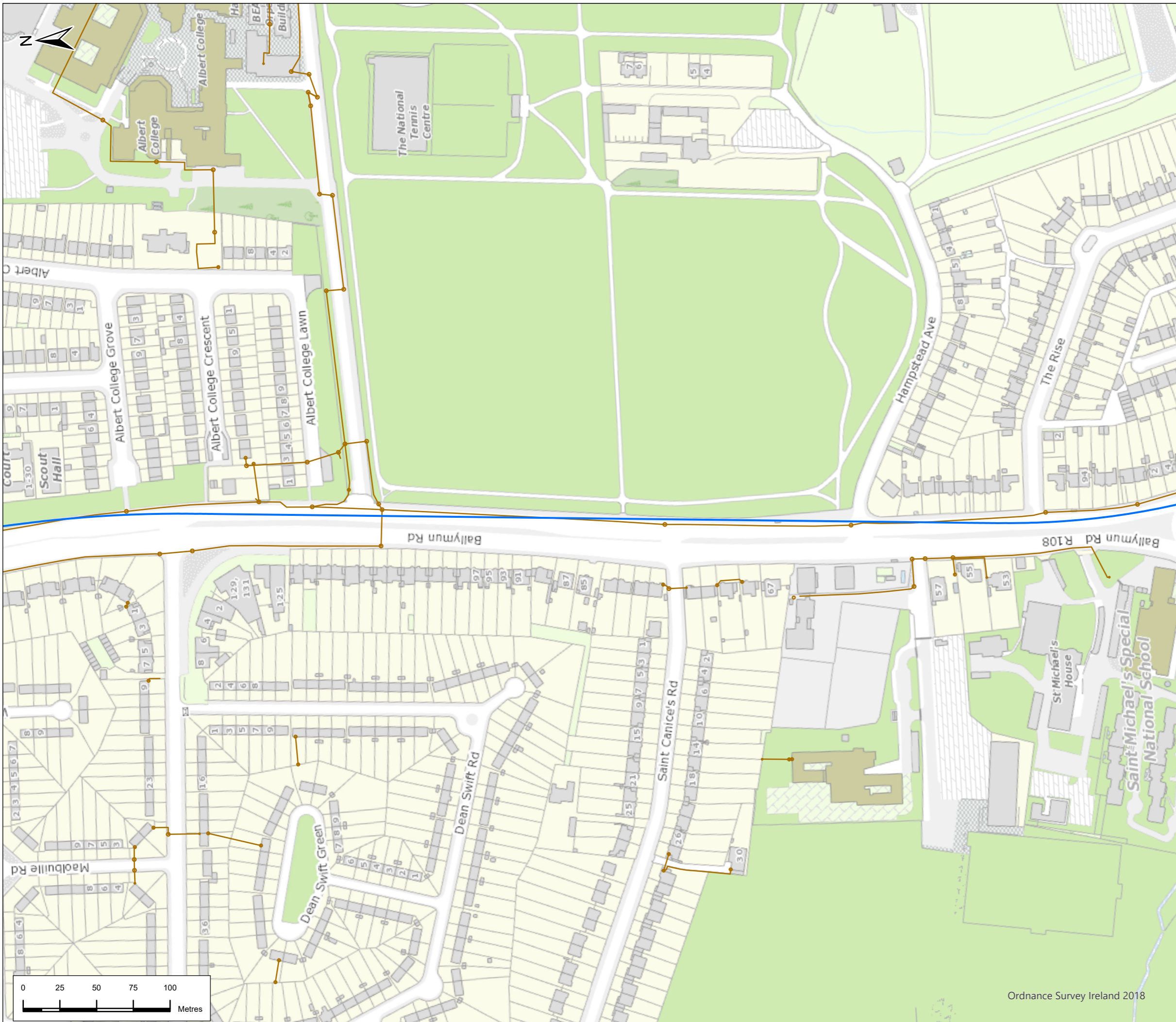
- Alignment**
- Cut & Cover
 - Incline
 - Retained Cut
 - Surface
 - Tunnel
 - Viaduct
 - Station Locations

Networks

- Virgin Media
- BT Service



P02	24/5/22	Final Issue	GW	RH	RH	NC
Rev.	Date	Purpose of revision	Drawn	Check'd	Rev'd	App'r'd
JACOBS IDOM						
Client			TII Bonnavar Iompair Éireann Transport Infrastructure Ireland			
Project			METROLINK			
Drawing Title			Figure 22.4 Telecommunication Network Utilities Sheet 18 of 30			
Drawing Status			FINAL			
Scale @ A3		1:2,500	DO NOT SCALE			
Jacobs No.		32108600				
Client No.						
Drawing No.		ML1-JAI-EIA-ROUT_XX-DR-Y-22112	Rev		P02	

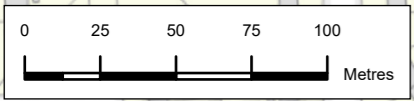


Legend

- Alignment**
- Cut & Cover
 - Incline
 - Retained Cut
 - Surface
 - Tunnel
 - Viaduct
 - Station Locations

Networks

- Virgin Media
- BT Service



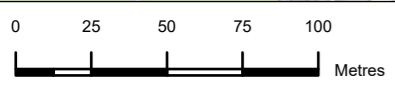
P02	24/5/22	Final Issue	GW	RH	RH	NC
Rev.	Date	Purpose of revision	Drawn	Check'd	Rev'd	App'r'd



Drawing Title: **Figure 22.4 Telecommunication Network Utilities**
 Sheet 19 of 30

Drawing Status	FINAL	
Scale @ A3	1:2,500	DO NOT SCALE
Jacobs No.	32108600	
Client No.		
Drawing No.	ML1-JAI-EIA-ROUT_XX-DR-Y-22113	Rev P02

This drawing is not to be used in whole or in part other than for the intended purpose and project as defined on this drawing. Refer to the contract for full terms and conditions.



Legend

- Alignment**
- Cut & Cover
 - Incline
 - Retained Cut
 - Surface
 - Tunnel
 - Viaduct
 - Station Locations

Networks

- Virgin Media
- BT Service



P02	24/5/22	Final Issue	GW	RH	RH	NC
Rev.	Date	Purpose of revision	Drawn	Check'd	Rev'd	Appr'd

**JACOBS
IDOM**

Client
TII
Bonneagar Iompair Éireann
Transport Infrastructure Ireland

Project
METROLINK

Drawing Title
**Figure 22.4 Telecommunication
Network Utilities
Sheet 20 of 30**

Drawing Status
FINAL

Scale @ A3
1:2,500
DO NOT SCALE

Jacobs No. 32108600
Client No.

Drawing No. ML1-JAI-EIA-ROUT_XX-DR-Y-22114
Rev P02

This drawing is not to be used in whole or in part other than for the intended purpose and project as defined on this drawing. Refer to the contract for full terms and conditions.



Legend

- Alignment**
- Cut & Cover
 - Incline
 - Retained Cut
 - Surface
 - Tunnel
 - Viaduct
 - Station Locations

Networks

- Virgin Media
- BT Service



P02	24/5/22	Final Issue	GW	RH	RH	NC
Rev.	Date	Purpose of revision	Drawn	Check'd	Rev'd	Appr'd



Drawing Title: **Figure 22.4 Telecommunication Network Utilities Sheet 21 of 30**

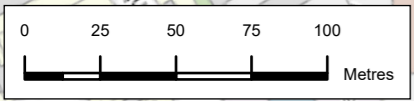
Drawing Status: **FINAL**

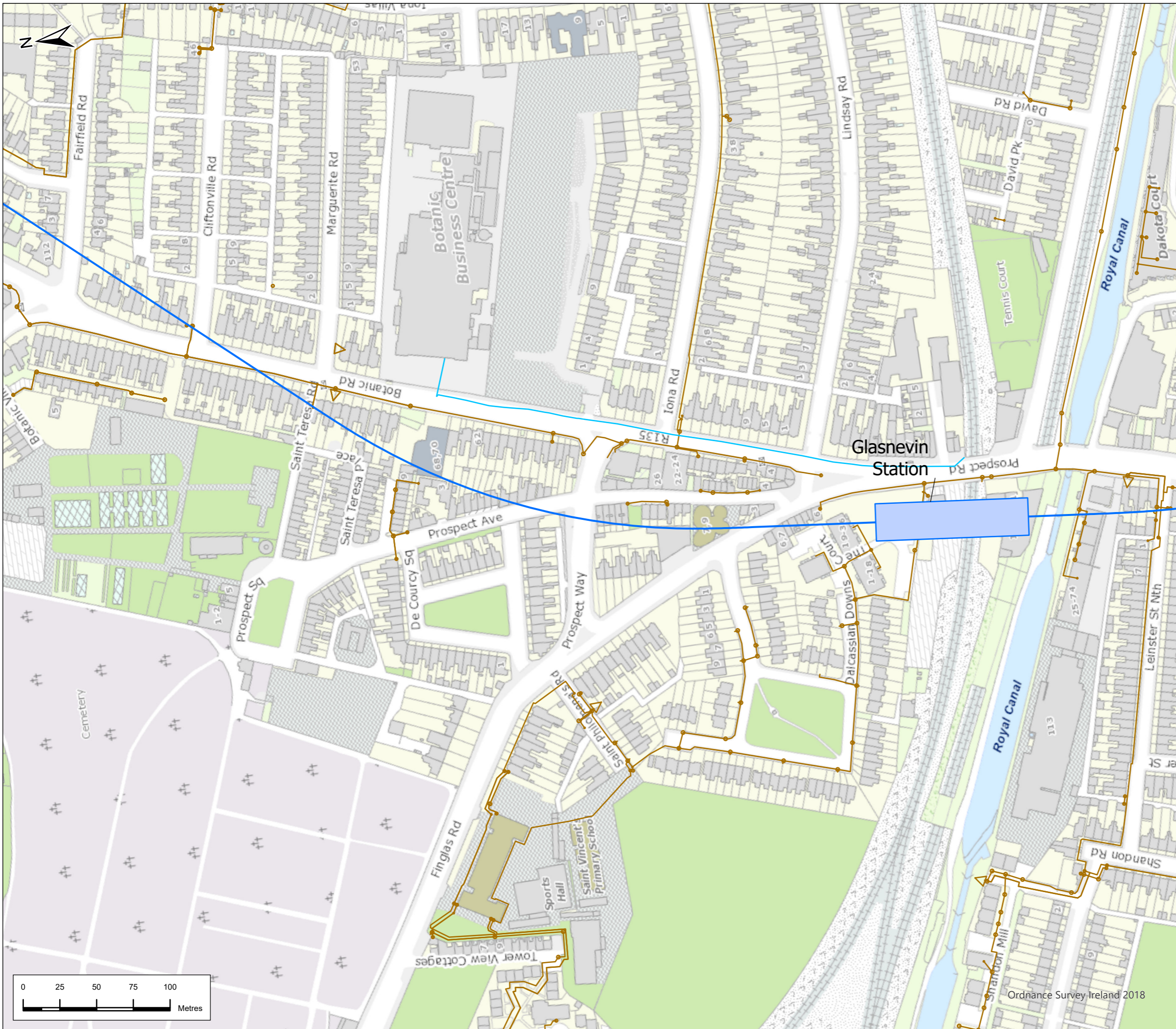
Scale @ A3: 1:2,500 DO NOT SCALE

JACOBS No. 32108600

Drawing No. ML1-JAI-EIA-ROUT_XX-DR-Y-22115 Rev P02

This drawing is not to be used in whole or in part other than for the intended purpose and project as defined on this drawing. Refer to the contract for full terms and conditions.





Legend

- Alignment**
- Cut & Cover
 - Incline
 - Retained Cut
 - Surface
 - Tunnel
 - Viaduct
 - Station Locations

Networks

- Virgin Media
- BT Service



P02	24/5/22	Final Issue	GW	RH	RH	NC
Rev.	Date	Purpose of revision	Drawn	Check'd	Rev'd	Appr'd

JACOBS
IDOM

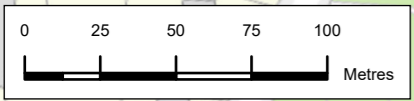
TII
Bonnéagar Iompair Éireann
Transport Infrastructure Ireland

METROLINK

Drawing Title
Figure 22.4 Telecommunication Network Utilities
Sheet 22 of 30

Drawing Status	FINAL	
Scale @ A3	1:2,500	DO NOT SCALE
Jacobs No.	32108600	
Client No.		
Drawing No.	ML1-JAI-EIA-ROUT_XX-DR-Y-22116	Rev P02

This drawing is not to be used in whole or in part other than for the intended purpose and project as defined on this drawing. Refer to the contract for full terms and conditions.



Legend

- Alignment**
- Cut & Cover
 - Incline
 - Retained Cut
 - Surface
 - Tunnel
 - Viaduct
 - Station Locations

Networks

- Virgin Media
- BT Service



P02	24/5/22	Final Issue	GW	RH	RH	NC
Rev.	Date	Purpose of revision	Drawn	Check'd	Rev'd	App'd



Drawing Title: **Figure 22.4 Telecommunication Network Utilities Sheet 23 of 30**

Drawing Status	FINAL	
Scale @ A3	1:2,500	DO NOT SCALE
JACOBS No.	32108600	
Client No.		

Drawing No.	ML1-JAI-EIA-ROUT_XX-DR-Y-22117	Rev	P02
-------------	--------------------------------	-----	-----

This drawing is not to be used in whole or in part other than for the intended purpose and project as defined on this drawing. Refer to the contract for full terms and conditions.

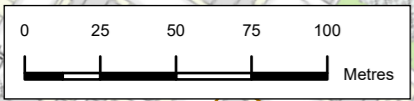


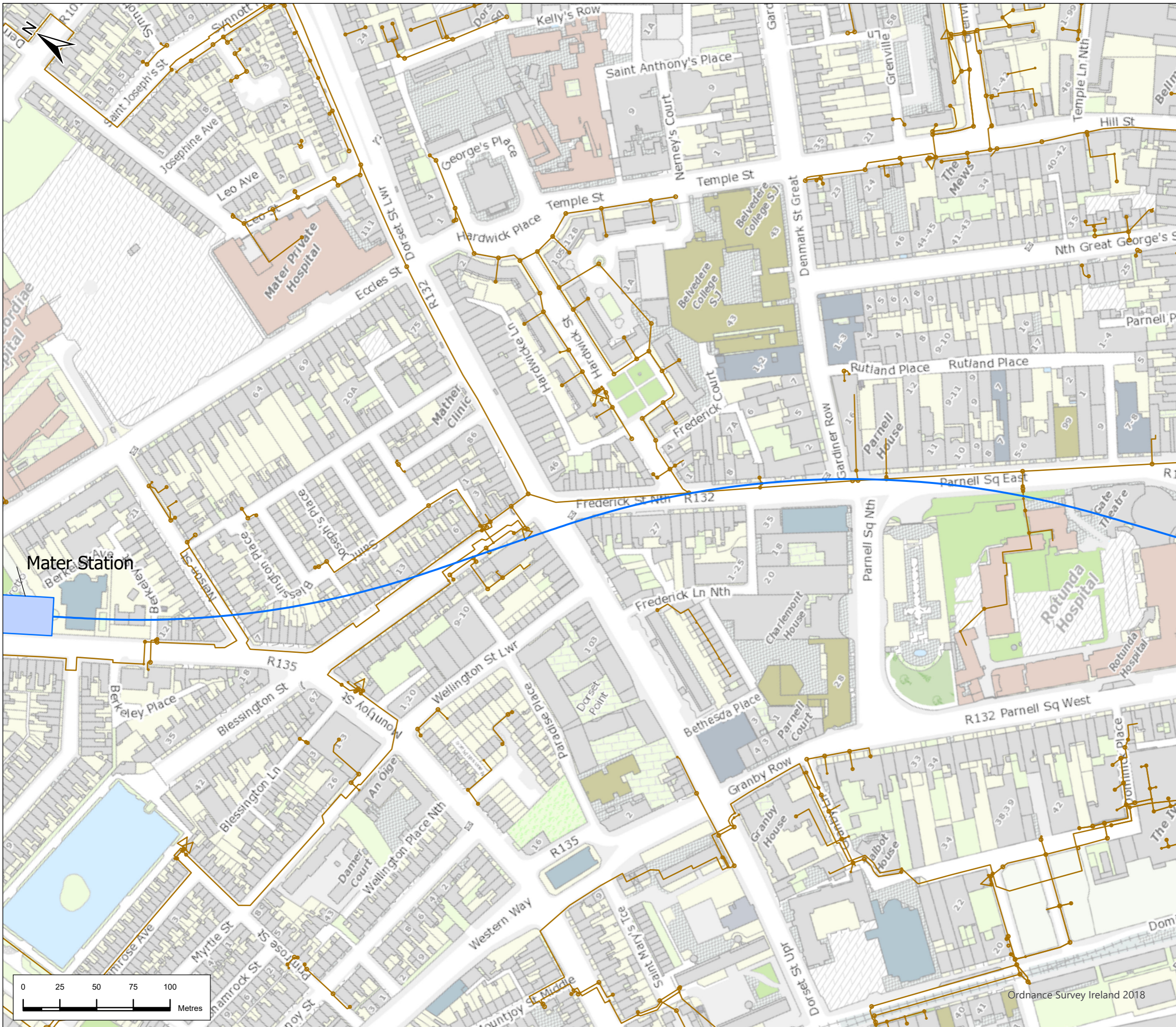
Legend

- Alignment**
- Cut & Cover
 - Incline
 - Retained Cut
 - Surface
 - Tunnel
 - Viaduct
 - Station Locations
- Networks**
- Virgin Media
 - BT Service



P02	24/5/22	Final Issue	GW	RH	RH	NC
Rev.	Date	Purpose of revision	Drawn	Check'd	Rev'd	App'r'd
JACOBS IDOM						
Client			TII Bonnéagar Iompair Éireann Transport Infrastructure Ireland			
Project			METROLINK			
Drawing Title			Figure 22.4 Telecommunication Network Utilities Sheet 24 of 30			
Drawing Status			FINAL			
Scale @ A3		1:2,500	DO NOT SCALE			
Jacobs No.		32108600				
Client No.						
Drawing No.		ML1-JAI-EIA-ROUT_XX-DR-Y-22118	Rev		P02	





Legend

- Alignment**
- Cut & Cover
 - Incline
 - Retained Cut
 - Surface
 - Tunnel
 - Viaduct
 - Station Locations

Networks

- Virgin Media
- BT Service



P02	24/5/22	Final Issue	GW	RH	RH	NC
Rev.	Date	Purpose of revision	Drawn	Check'd	Rev'd	App'd



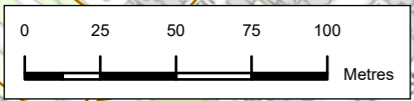
Drawing Title: **Figure 22.4 Telecommunication Network Utilities**
 Sheet 25 of 30

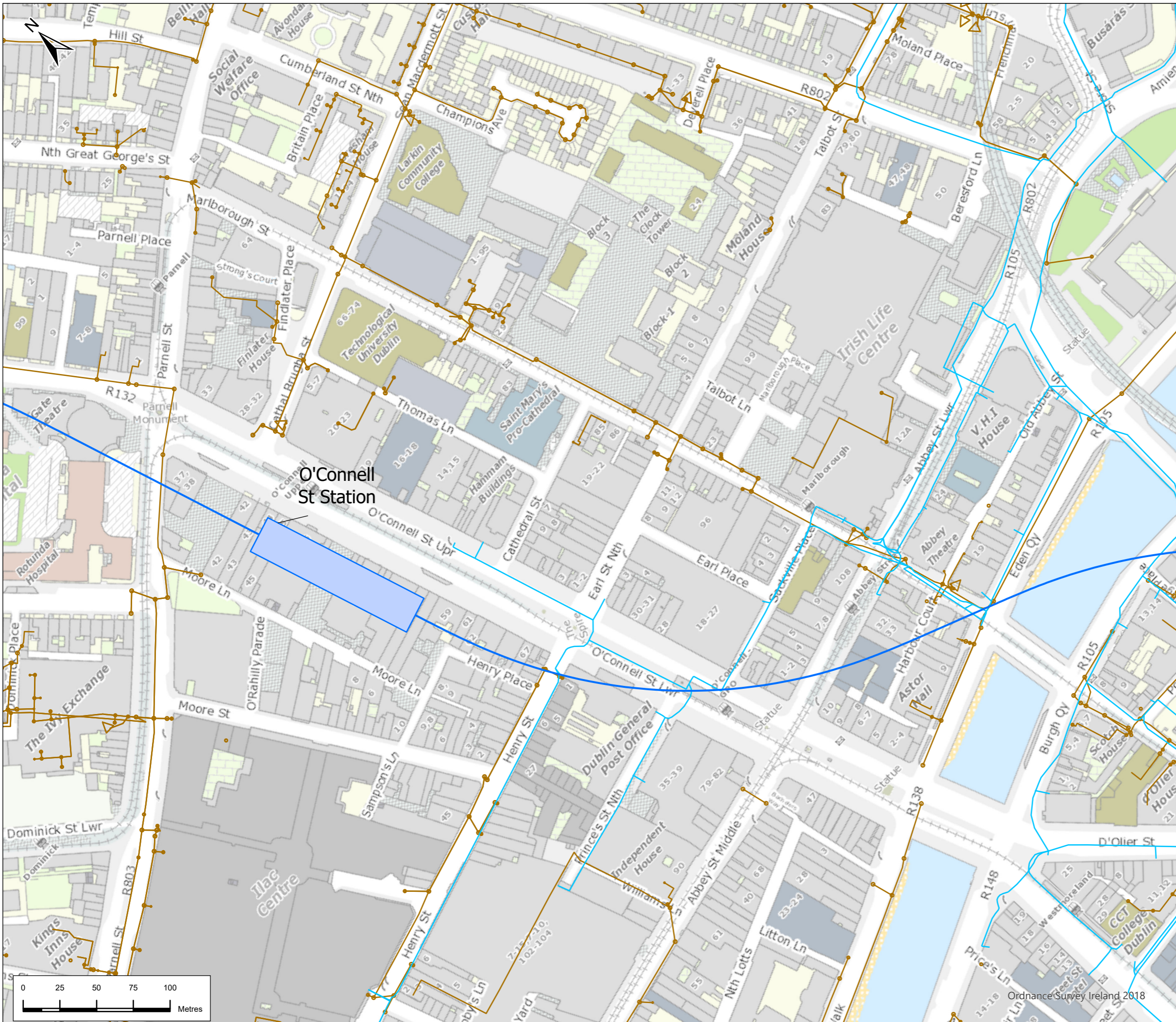
Drawing Status: **FINAL**

Scale @ A3: 1:2,500 DO NOT SCALE
 Jacobs No. 32108600
 Client No.

Drawing No. **ML1-JAI-EIA-ROUT_XX-DR-Y-22119** Rev **P02**

This drawing is not to be used in whole or in part other than for the intended purpose and project as defined on this drawing. Refer to the contract for full terms and conditions.





Legend

- Alignment**
- Cut & Cover
 - Incline
 - Retained Cut
 - Surface
 - Tunnel
 - Viaduct
 - Station Locations
- Networks**
- Virgin Media
 - BT Service



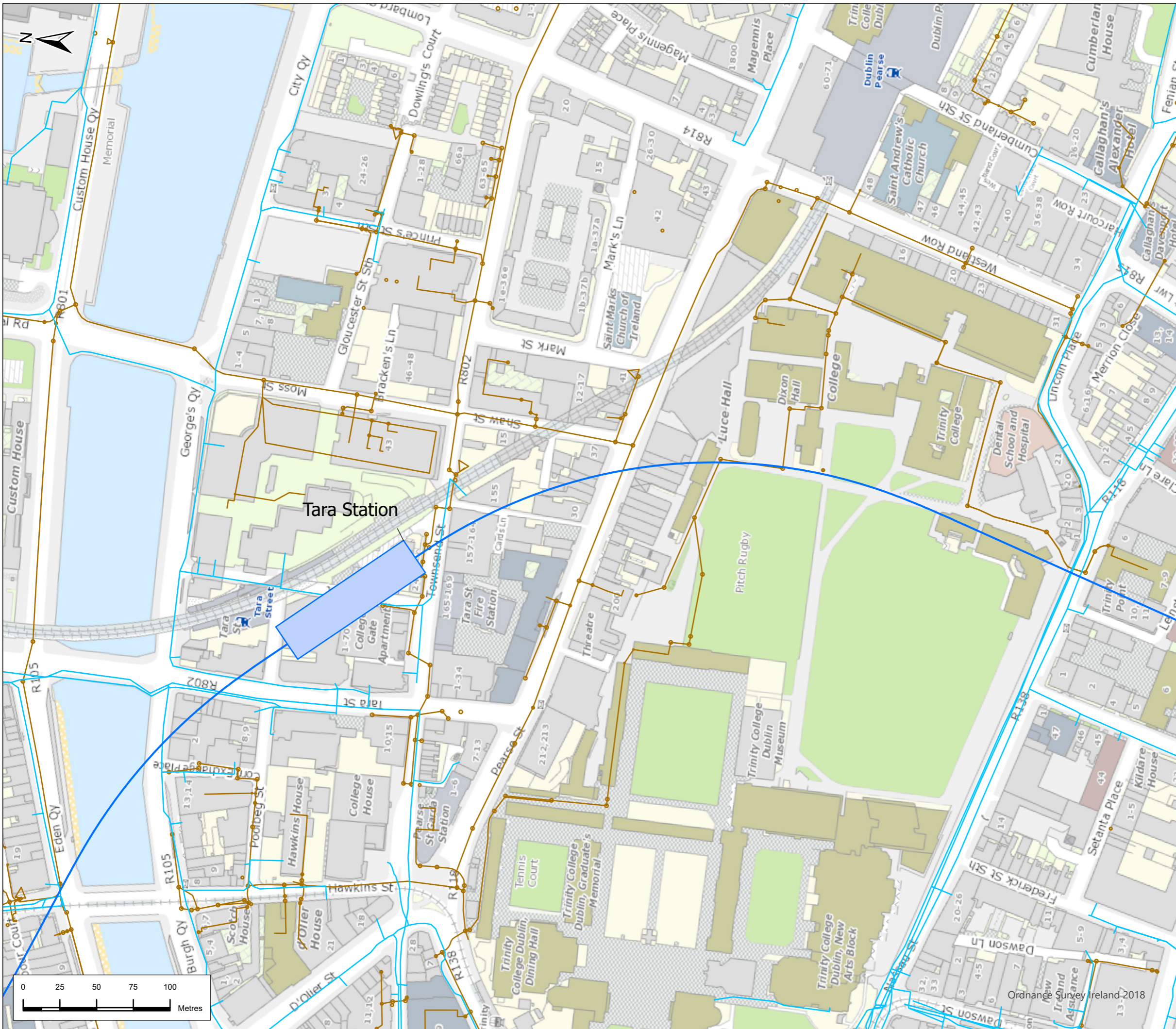
P02	24/5/22	Final Issue	GW	RH	RH	NC
Rev.	Date	Purpose of revision	Drawn	Check'd	Rev'd	Appr'd



Drawing Title: **Figure 22.4 Telecommunication Network Utilities**
Sheet 26 of 30

Drawing Status	FINAL	
Scale @ A3	1:2,500	DO NOT SCALE
Jacobs No.	32108600	
Client No.		
Drawing No.	ML1-JAI-EIA-ROUT_XX-DR-Y-22120	Rev P02

This drawing is not to be used in whole or in part other than for the intended purpose and project as defined on this drawing. Refer to the contract for full terms and conditions.



Legend

- Alignment**
- Cut & Cover
 - Incline
 - Retained Cut
 - Surface
 - Tunnel
 - Viaduct
 - Station Locations
- Networks**
- Virgin Media
 - BT Service



P02	24/5/22	Final Issue	GW	RH	RH	NC
Rev.	Date	Purpose of revision	Drawn	Check'd	Rev'd	Appr'd



Drawing Title: **Figure 22.4 Telecommunication Network Utilities Sheet 27 of 30**

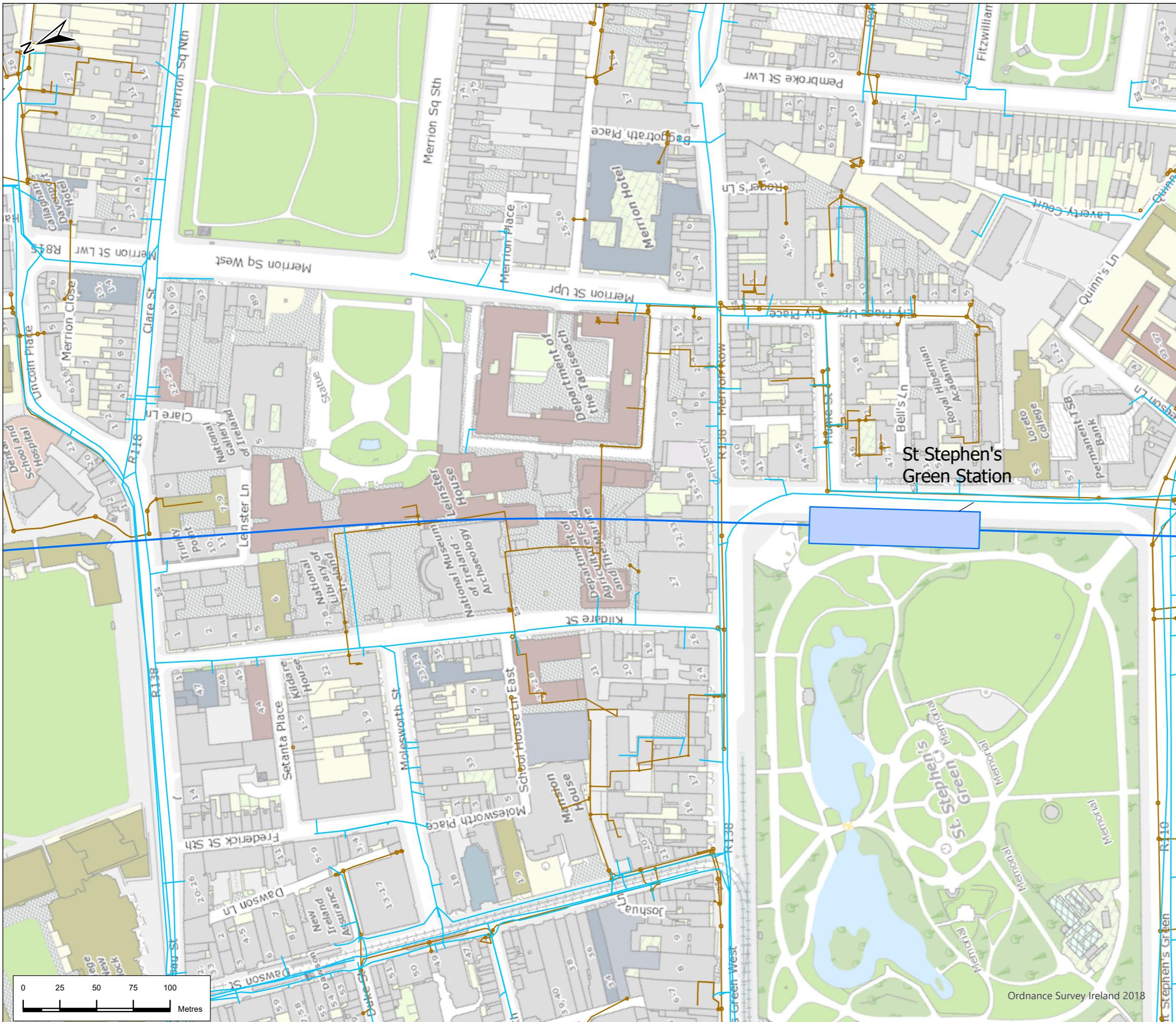
Drawing Status: **FINAL**

Scale @ A3: **1:2,500** DO NOT SCALE

Jacobs No.: 32108600

Drawing No.: **ML1-JAI-EIA-ROUT_XX-DR-Y-22121** Rev **P02**

This drawing is not to be used in whole or in part other than for the intended purpose and project as defined in this drawing. Refer to the contract for full terms and conditions.



Legend

- Alignment**
- Cut & Cover
 - Incline
 - Retained Cut
 - Surface
 - Tunnel
 - Viaduct
- Station Locations
- Networks**
- Virgin Media
 - BT Service



P02	24/5/22	Final Issue	GW	RH	RH	NC
Rev.	Date	Purpose of revision	Drawn	Check'd	Rev'd	Appr'd



Client

Project

Drawing Title

Figure 22.4 Telecommunication Network Utilities
Sheet 28 of 30

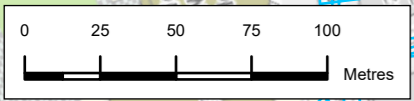
Drawing Status

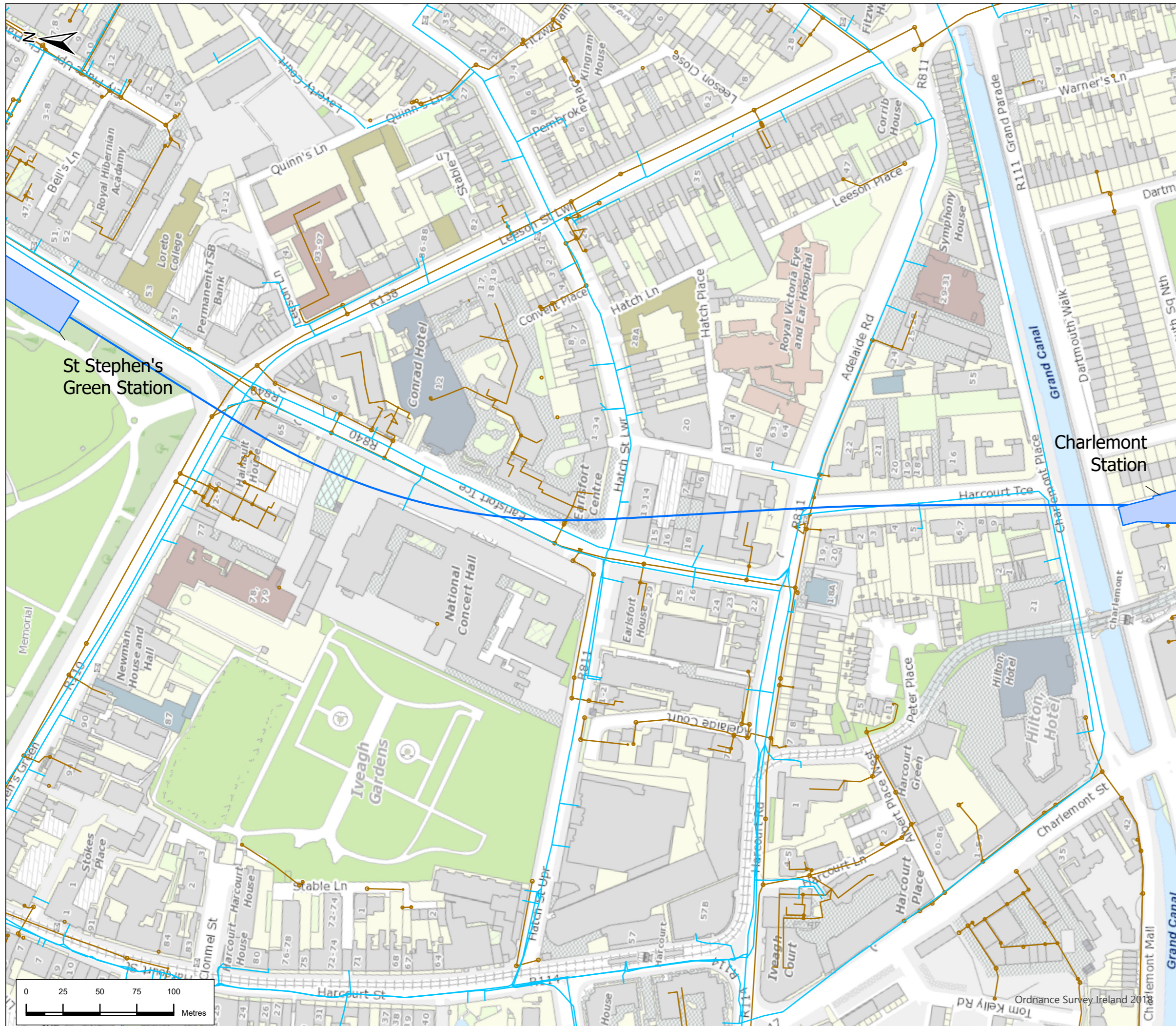
FINAL

Scale @ A3	1:2,500	DO NOT SCALE
JACOBS No.	32108600	
Client No.		

Drawing No.	ML1-JAI-EIA-ROUT_XX-DR-Y-22122	Rev	P02
-------------	--------------------------------	-----	-----

This drawing is not to be used in whole or in part other than for the intended purpose and project as defined on this drawing. Refer to the contract for full terms and conditions.





Legend

- Alignment**
- Cut & Cover
 - Incline
 - Retained Cut
 - Surface
 - Tunnel
 - Viaduct
 - Station Locations

Networks

- Virgin Media
- BT Service



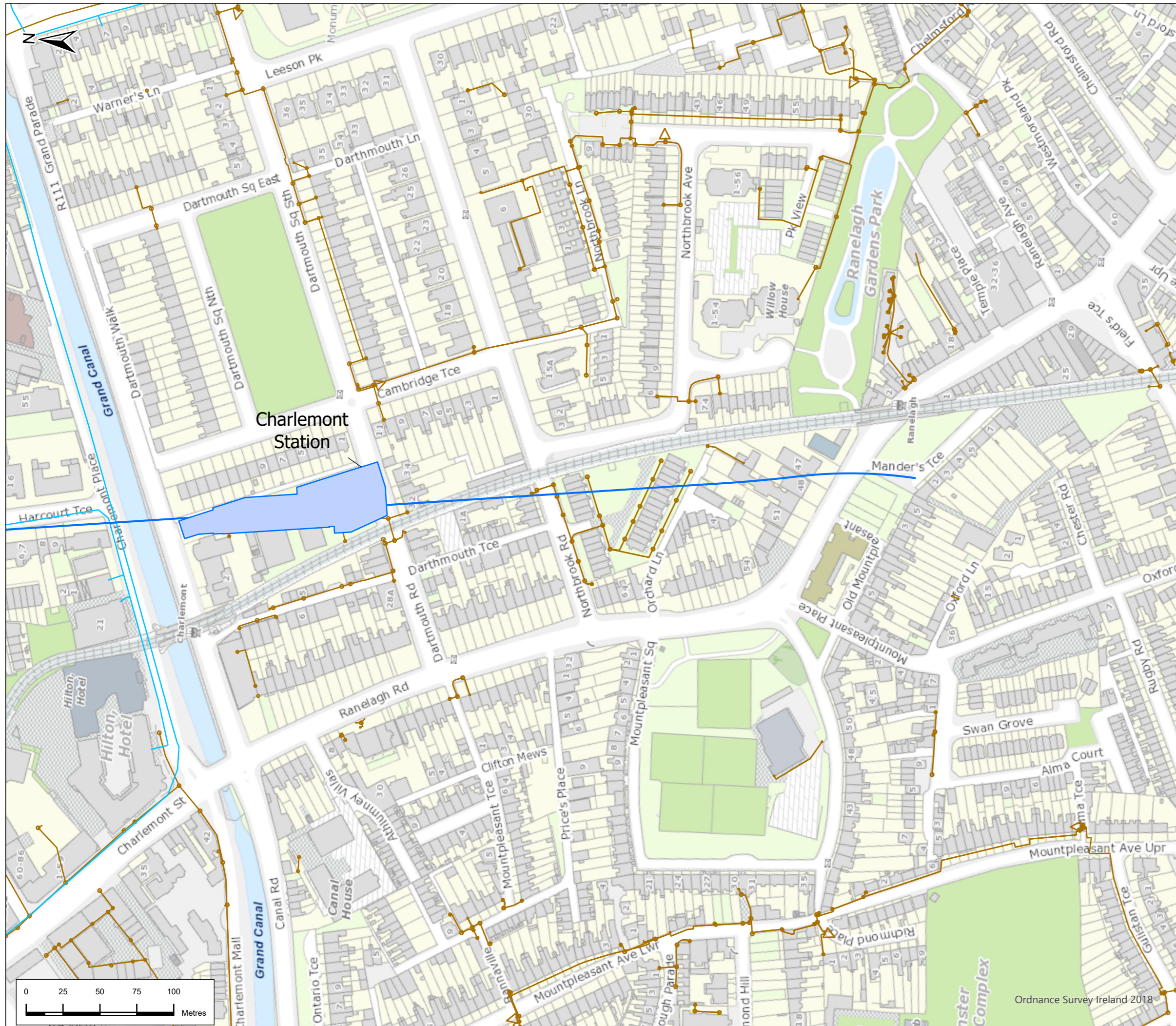
P02	24/5/22	Final Issue	GW	RH	RH	NC
Rev.	Date	Purpose of revision	Drawn	Check'd	Rev'd	App'd



Drawing Title: **Figure 22.4 Telecommunication Network Utilities**
 Sheet 29 of 30

Drawing Status	FINAL	
Scale @ A3	1:2,500	DO NOT SCALE
JACOBS No.	32108600	
Client No.		
Drawing No.	ML1-JAI-EIA-ROUT_XX-DR-Y-22123	Rev P02

This drawing is not to be used in whole or in part other than for the intended purpose and project as defined on this drawing. Refer to the contract for full terms and conditions.



Legend

- Alignment**
- Cut & Cover
 - Incline
 - Retained Cut
 - Surface
 - Tunnel
 - Viaduct
 - Station Locations

Networks

- Virgin Media
- BT Service



P02	24/5/22	Final Issue	GW	RH	RH	NC
Rev.	Date	Purpose of revision	Drawn	Check'd	Rev'd	Appr'd



Drawing Title: **Figure 22.4 Telecommunication Network Utilities Sheet 30 of 30**

Drawing Status	FINAL	
Scale @ A3	1:2,500	DO NOT SCALE
Jacobs No.	32108600	
Client No.		
Drawing No.	ML1-JAI-EIA-ROUT_XX-DR-Y-22124	Rev P02

This drawing is not to be used in whole or in part other than for the intended purpose and project as defined on this drawing. Refer to the contract for full terms and conditions.